


salzer

# Cable Duct

(Wiring Raceways)



**NEW**

Halogen Free Ducts  
ROHS Compliant Ducts

## FEATURES

- Will not peel, chip or crack. Resists oil, salt solution, fungus.
- Non-flammable, non-warp, non-brittle.
- High dielectric strength and withstands temperature up to 60°C.
- Tested as per EN 50085, CSA C22.2 and UL 1565 standards.
- Unique design prevents popping up of wires while removing cover.
- Elongated slots at the bottom allow flexible mounting.
- Heavy, robust sections.



## MATERIAL SPECIFICATION

- PVC Wiring Ducts:**  
Manufactured from specially compounded high impact rigid polyvinyl chloride.
- Self extinguishing warp rigid PVC.
- ROHS Compliant duct also available.
- Halogen free wiring duct:#**  
Halogen free material is nontoxic, lead-free, environmentally safe and will not release toxic or corrosive gases that could endanger public safety or damage sensitive electronic equipment.

## COLOUR

- Grey (standard for A Type)
- Greenish Grey (standard for B Type)
- Other Colours: Black, Ivory, White, Greenish Grey, Blue are also available

## MECHANICAL PROPERTIES

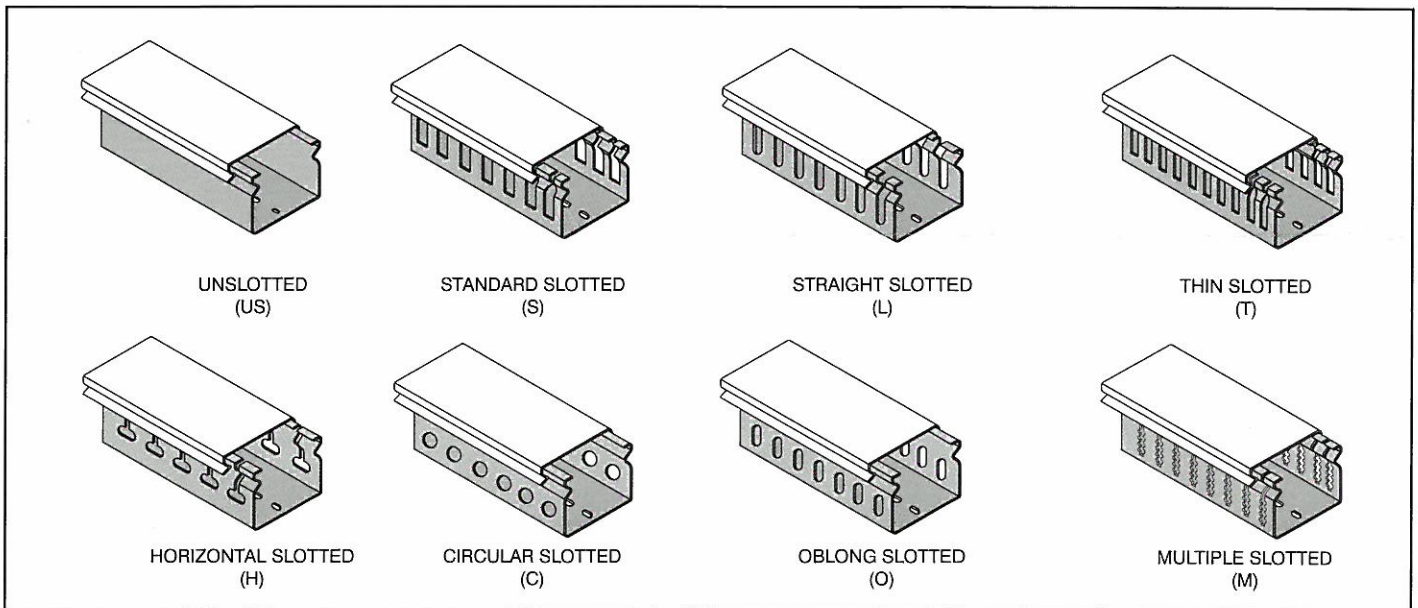
- Tensile Strength - 390 kg/cm<sup>2</sup>
- Izod Impact Strength - 7 kg.cm/cm

## ELETRICAL PROPERTIES

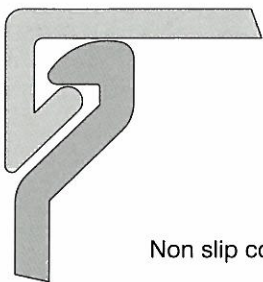
- Dielectric Strength- 13 kV/mm
- Specific Resistance- 6.1x10<sup>14</sup>ohm.cm

## FLAMMABILITY

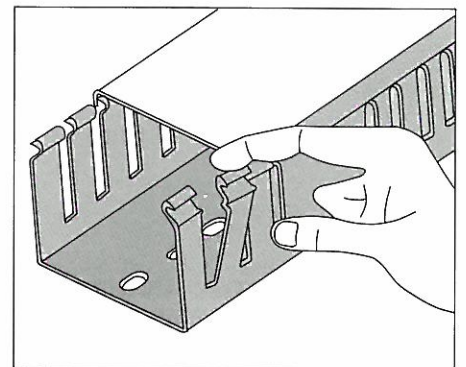
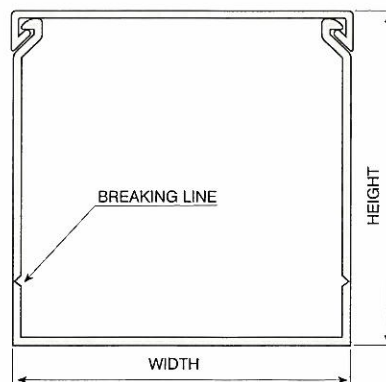
- UL94 V-O



## B TYPE

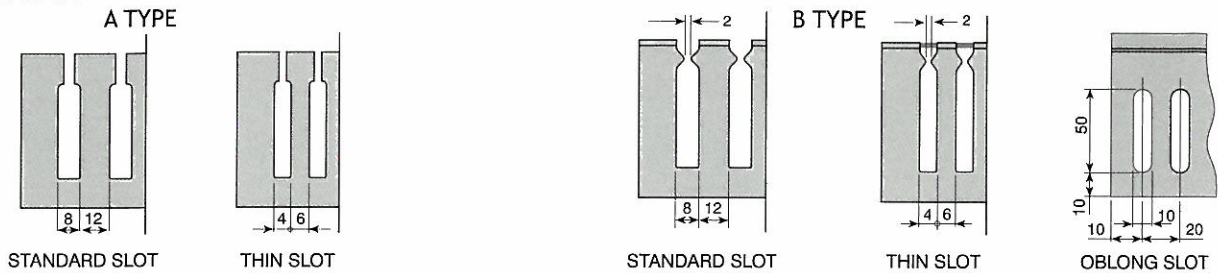


Non slip cover design.



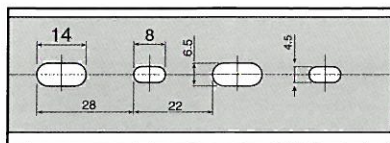
Snap - off side wall fingers permit enlarging slot for any size of wire or wire bundles. Require no tools for cutting.

### SLOTING TYPE

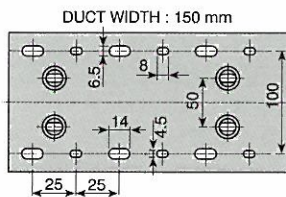
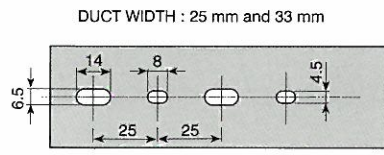


### BOTTOM SLOTting STYLE

#### A TYPE

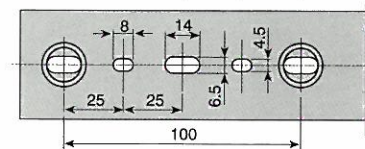


BOTTOM MOUNTING SLOTS FOR ALL SIZES

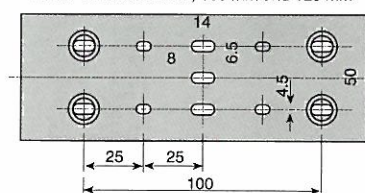


#### B TYPE

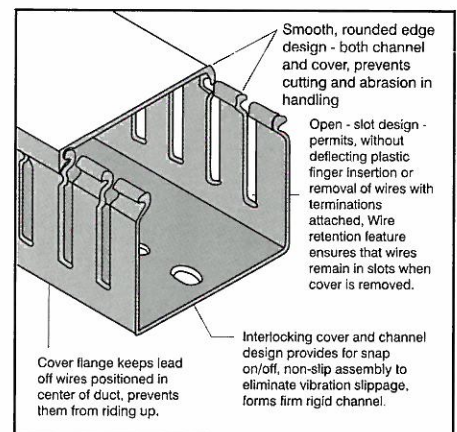
DUCT WIDTH : 40 mm, 50 mm, 55 mm, 60 mm, 72 mm and 75 mm



DUCT WIDTH : 80mm, 100 mm and 120 mm



CHANNEL WITH COVER WIDTH X HEIGHT (mm)	CABLE HOUSING CAPACITY (Numbers)			AVAILABLE SLOTting STYLE	STANDARD PACKING, CHANNEL WITH COVER (2 MTR LENGTHS)
	1.5 mm <sup>2</sup> OD 3.18 mm (16 AWG)	2.5 mm <sup>2</sup> OD 3.53 mm (14 AWG)	4 mm <sup>2</sup> OD 4.01 mm (12 AWG)		
B25 x 30	37	30	23	S	36
B25 x 40	48	39	31	S,T	36
B25 x 60	72	57	45	S,T	18
B25 X 80	92	75	59	S,T	18
B25 x 100	126	105	81	S	18
*B30 X 20	31	25	20	US	36
**B33 X 100	161	131	103	S	12
B37.5 x 75	135	110	86	S	18
B45 x 20	40	32	25	US	18
B40 x 40	81	65	51	S,T	18
B40 x 60	121	98	77	S,T	18
B40 x 80	160	130	102	S,T,O	18
B40 X 100	200	164	128	S,T	12
**B48 x 100	135	195	152	S,T	8
B50 X 75	187	152	119	S	12
**B55 x 100	281	228	179	S,T	8
*B60 x 20	61	50	39	US	18
B60 x 40	123	99	78	S,T	12
B60 x 60	180	146	114	S,T	12
B60 x 80	246	199	156	S,T,O	12
B60 x 100	308	247	194	S,T	8
B72 x 64	234	190	149	S	18
B75 x 75	291	236	185	S,T	12
B75 x 100	394	333	251	S,T	8
B80 x 40	165	134	105	S,T	12
B80 x 60	252	203	159	S,T	12
B80 x 80	337	272	214	S,T,O	12
B80 x 100	416	332	248	S,T	8
B100 x 60	316	256	201	S,T	8
B100 x 80	425	344	270	S,T	8
B100 x 100	531	429	336	S,T	8
B120 x 80	499	405	318	S,T	4
B150 x 100	807	653	512	S,T	4
B 150 x150	1200	970	760	S,T	4



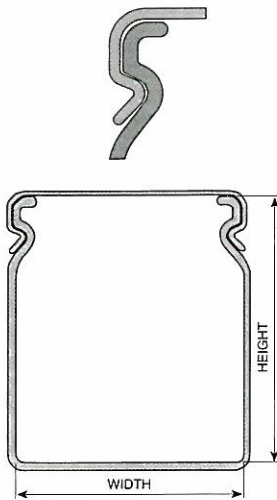
### COVER STANDARD PACK

COVER CODE	COVER STANDARD PACK TOTAL LENGTH IN METRES
BC 25	100
BC 30	100
BC 33	100
BC 37.5	64
BC 40	64
BC 45	52
BC 48	52
BC 50	52
BC 55	44
BC 60	44
BC 72	44
BC 75	44
BC 80	44
BC 100	44
BC 120	25
BC 150	25

\* Available in un slotted only. \*\* Available from July 2008

## A TYPE

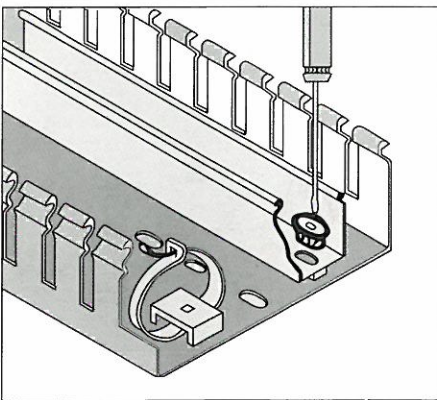
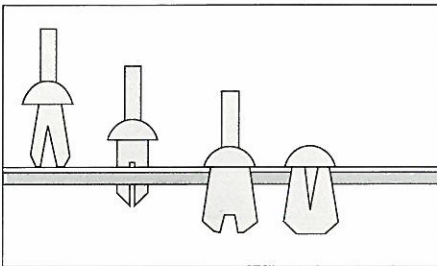
Specially designed profiles of duct and cover for fast and efficient locking.



CHANNEL WITH COVER WIDTH X HEIGHT (mm)	CABLE HOUSING CAPACITY (Numbers)			AVAILABLE SLOTTING STYLE	STANDARD PACKING, CHANNEL WITH COVER	
	1.5 mm <sup>2</sup> OD 3.18 mm (16 AWG)	2.5 mm <sup>2</sup> OD 3.53 mm (14 AWG)	4 mm <sup>2</sup> OD 4.01 mm (12 AWG)		(2 MTR LENGTHS)	(1 MTR LENGTHS)
A15 x 15	11	9	7	H,S	100	200
A25 x 15	19	15	12	H,S	64	100
A25 x 25	31	25	20	S,O,T	48	100
A25 x 30	37	30	23	S,O,T	48	100
A30 x 40	59	48	37	S,T	48	75
A25 x 45	56	45	35	S,O,C,M,T,L	48	75
A30 x 45	87	54	42	S,O,C,M,T,L	32	50
A45 x 45	100	81	63	S,O,C,M,T,L	18	50
A60 x 45	134	108	84	S,O,T	24	50
A25 x 60	74	60	47	S,O,T	18	50
A45 x 60	134	108	84	S,O,T	18	50
A60 x 60	178	145	112	S,O,T	18	50
A120 x 60	356	289	224	S	4	15
A45 x 75	167	135	105	S,T,C	18	40
A75 x 75	278	226	175	S,T,C	8	32
A80 x 80	316	257	199	S,T	8	25
A100 X 100	495	401	311	S	4	18

Note: All sizes are also available in unslotted (US) style

## ACCESSORIES



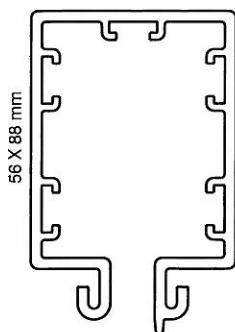
SR. NO.	PART NAME	FIGURE	ORDERING CODE	STANDARD PACKING
1	FIXING LUG		BFL 1	100
2	CABLE TIE ATTACHMENT		BCT 1	100
3	NYLON FASTENER		BNF 6 (6mm) BNF 4 (4mm)	100 100
4	WIRE RETAINER		BWR*	100
5	NAME PLATE		BNP*	100
6	MOUNTING CLIP I		BMC 1	100
7	MOUNTING CLIP II		BMC 2	100

\* please specify size and slotting style while ordering

## ORDERING PROCEDURE

TYPE	SIZE	SLOTTING STYLE	TOTAL LENGTH (in multiple of standard packs)
A	45 x 45	T	36 metres
B	60 x 60	S	48 metres

## POWER DUCT - P Type



Power Duct P Type Size : 56 x 88 mm

### Applications :

- Mobile power feeding of overhead cranes • Electric hoists
- Monorail systems • Electric power tools • Machine tools
- Automated storage and retrieval systems
- Assembly and test lines • Lighting systems and many others...

\* custom built profiles can be developed